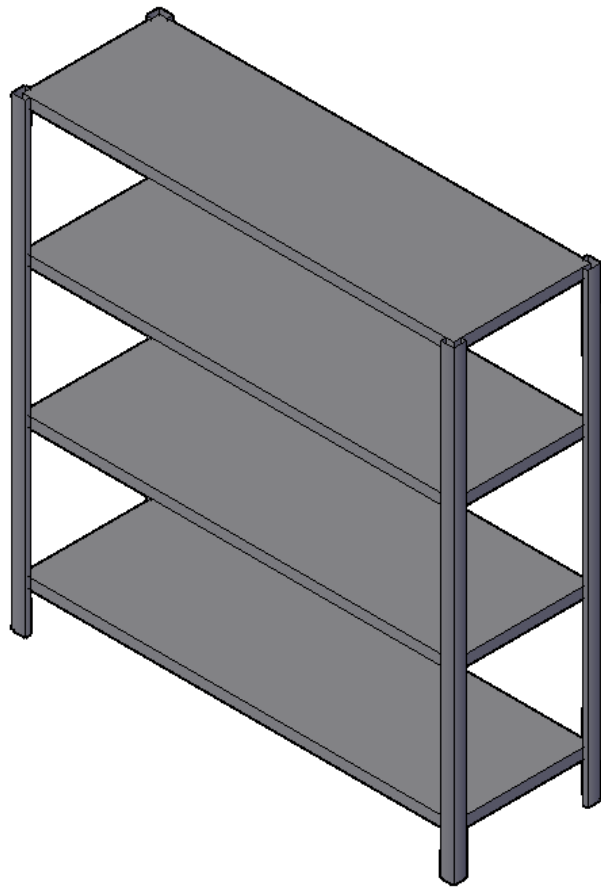


## **RANGE COMPOSITION**





The TCF shelving system with solid shelves has been designed to provide a solution to all storage problems. The range consists of different models of shelving system, with 4 solid shelves, varying in length from 1000 to 2000 mm.

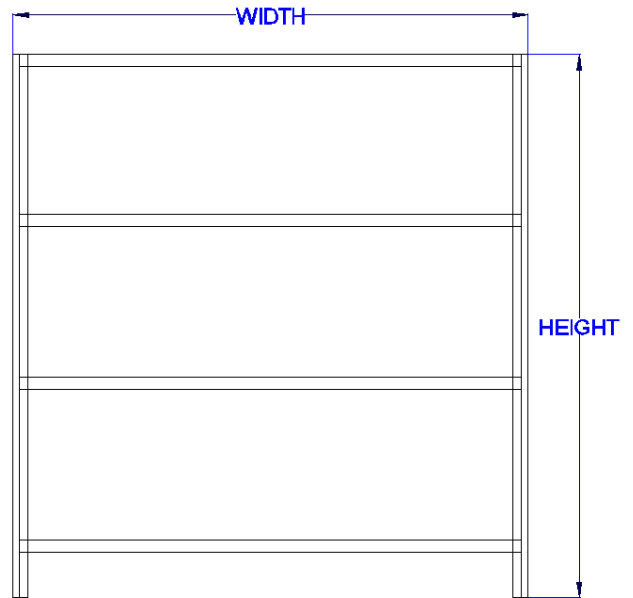
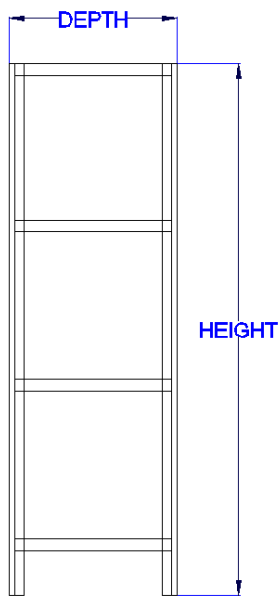


## **SOLID SHELVING SYSTEM**

**1000/2000mm**

### **Technical Custom Fabrication Product Description**

-  The models are constructed entirely in stainless steel, with the shelves in solid stainless steel.
-  The intermediate shelves can be positioned at various heights, according to requirements.
-  Load capacity: average of 150 kg/m<sup>2</sup>, evenly distributed per shelf.
-  All models comply with standards as far as hygiene and cleanability are concerned.



**Notes: Also available in different sizes as required.**

## TECHNICAL DATA

WIDTH	DEPTH	HEIGHT
1000	600	1800
1200	600	1800
1400	600	1800
1500	600	1800
1600	600	1800
1800	600	1800
2000	600	1800

*All measurements are in mm*



### The Technical Company

P.O. Box 5090 Safat, 13051 Kuwait -Tel: +965-1800771 Fax: +965-24848310

E-mail: [info@alqudaibi.com](mailto:info@alqudaibi.com) – Website: [www.alqudaibi.com](http://www.alqudaibi.com)

*A Subsidiary of QDB Holding*



*The Company reserves the right to alter any technical specifications without prior notice.*